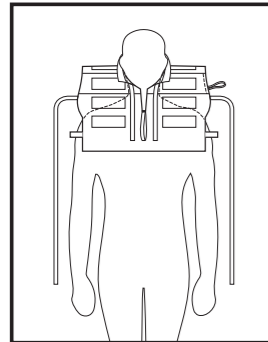
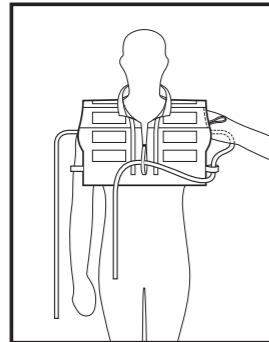


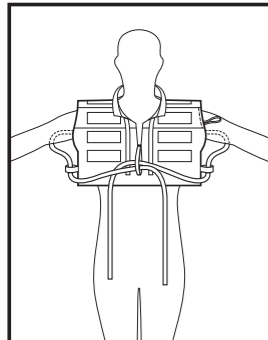
LIFE JACKET USAGE GUIDE AND EVACUATION PLAN



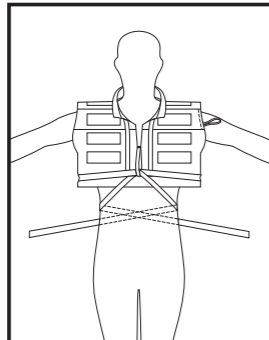
Place the lifejacket over your head.



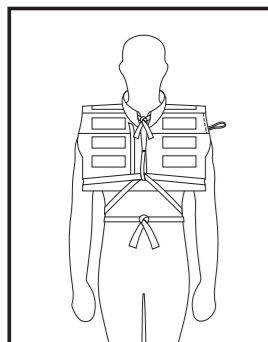
Take the strap from behind, bring it under your arm and insert it into both loops as shown above.



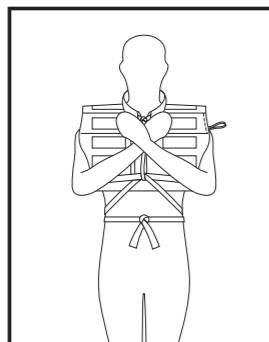
Repeat for both sides and ensure that both straps are under your arms and are secured correctly.



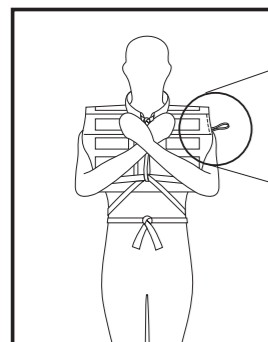
Wrap the strap around your waist once and pull the straps tightly around your waist.



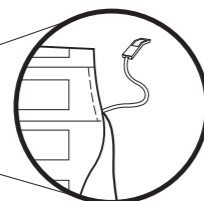
Tie the straps firmly at your waist then tighten and fasten the collar straps.



Before entering the water, hold both arms tightly to your chest.



Every lifejacket is equipped with an emergency whistle which is located in the left shoulder pocket.



In case of emergency, use this whistle to call for help and attract attention.

